Mate in 3: printable puzzles

Name _____ Date _____ Score: ____ / 10



1. White to move

Your move: _____



2. Black to move

Your move: _____



3. Black to move

Your move: _____



4. Black to move

Your move: _____



5. Black to move

Your move: _____



6. Black to move

Your move: _____



7. White to move

Your move: _____



8. White to move

Your move: _____



9. Black to move

Your move: _____



10. Black to move

Your move: _____

Answer key

1. Rc8+ Qd8 Rxd8+ Re8 Rxe8#
2. Re1+ Rf1 Rxf1+ Kxf1 Re1#
3. Qb1+ Re1 Qxe1+ Rf1 Qxf1#
4. Qd3+ Bc2 Qxc2+ Ka1 Qxc1#
5. Rxe1+ Rxe1 Qc1+ Rxc1 Rxc1#
6. Rg1+ Re1 Bg4+ Kc1 Rxe1#
7. Qg6+ Kh8 Nxf7+ Rxf7 Qg8#
8. Rc6+ Kd7 Rc7+ Ke8 Qxb8#
9. Kf6 g5+ Kf5 g6 hxg6#
10. Bxb2+ Kxb2 Qb4+ Ka1 Qc3#

How to read the answer notation?

The answer gives the piece and the square it moves to. The square is the file letter (a–h, from White's left) and the rank number (1–8, from White's side).

K	king
Q	queen
R	rook
B	bishop
N	knight
no letter	pawn, e.g. e5
x	capture, e.g. Rxd5 means the rook captures on d5
+	check
#	checkmate

Example: **Qb7#** means the queen goes to the b7 square and gives checkmate.