Mate patterns I: printable puzzles

Name _____ Date _____ Score: ____ / 8



1. White to move

Your move: _____



2. White to move

Your move: _____



3. White to move

Your move: _____



4. White to move

Your move: _____



5. White to move

Your move: _____



6. White to move

Your move: _____



7. White to move

Your move: _____

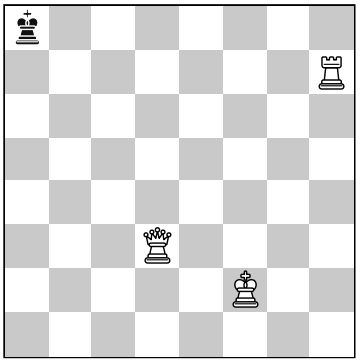

8. White to move

Your move: _____

Answer key

1. Ra8#
2. Rh8#
3. Qd8#
4. Ra8#
5. Rg1#
6. Qd1#
7. Rb8#
8. Qd8#

How to read the answer notation?

The answer gives the piece and the square it moves to. The square is the file letter (a–h, from White's left) and the rank number (1–8, from White's side).

K	king
Q	queen
R	rook
B	bishop
N	knight
no letter	pawn, e.g. e5
x	capture, e.g. Rxd5 means the rook captures on d5
+	check
#	checkmate

Example: **Qb7#** means the queen goes to the b7 square and gives checkmate.